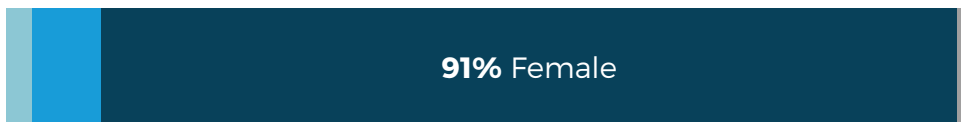


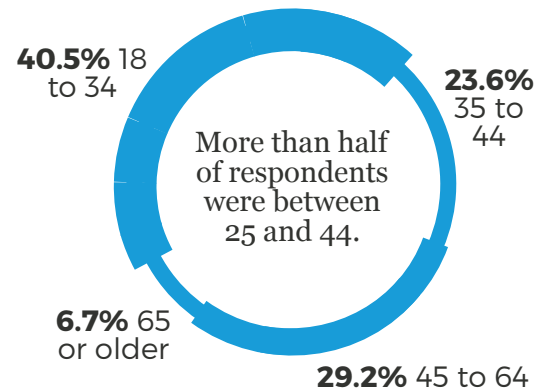
For the first time, in June 2017, a survey was emailed to over 5,000 SLN members. We received 178 responses. Below are some of the results of the assessment. Comments: amy.halm@siblingleadership.org

GENDER IDENTITY

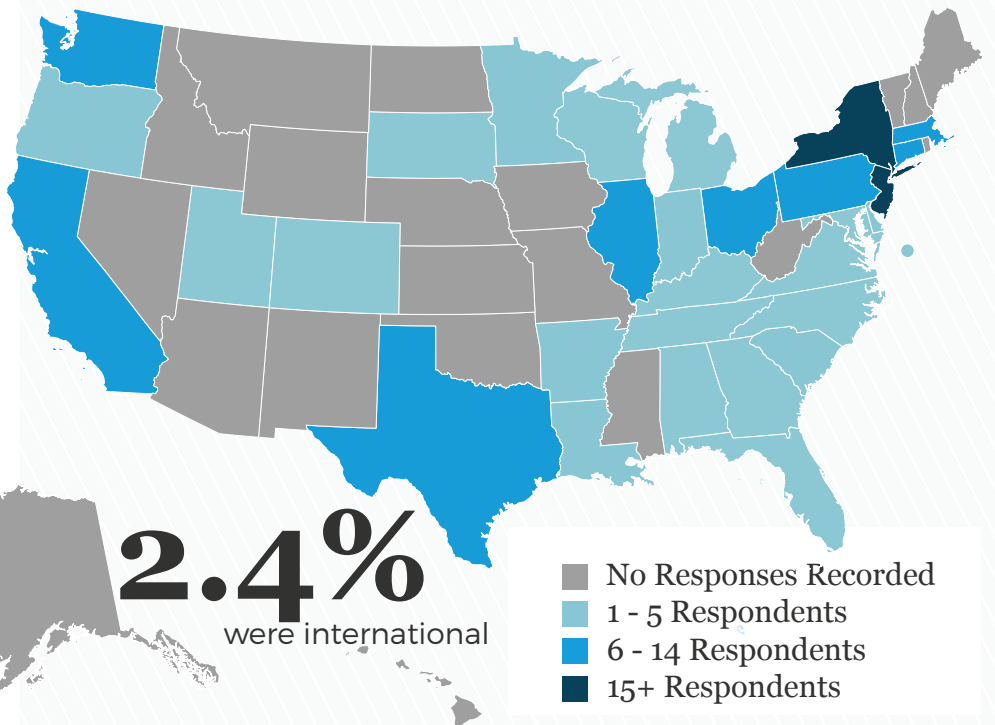
7.3% were male. 1.1% were non-binary. 0.6% prefer to self-identify.



AGE RANGES



GEOGRAPHY

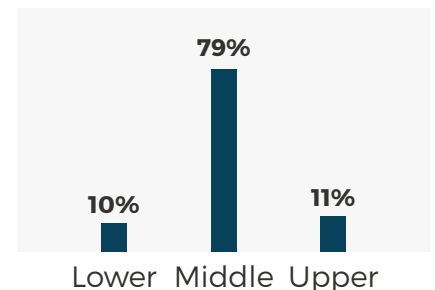


RACE/ETHNICITY

- 0% American Indian or Alaskan Native
- 3% Asian or Pacific Islander
- 5% Black or African American
- 5% Hispanic
- 84% White or Caucasian
- 3% Multiple Ethnicity / Other

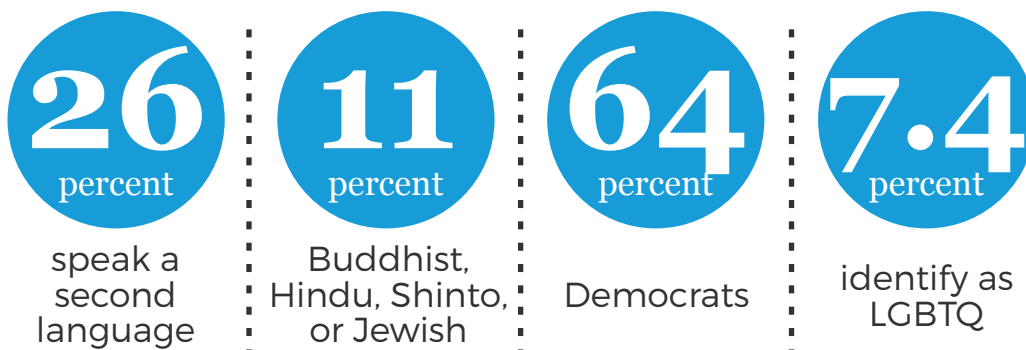
STATUS

Reported socioeconomic status:



MORE DEMOGRAPHICS

Top 3 second languages: Spanish, American Sign Language, Mandarin



Full survey results: siblingleadership.org/diversity