



Diversity Report

June 2017

The Sibling Leadership Network's newly-formed Diversity and Social Justice Committee emailed a diversity survey to over 5,000 SLN members. 178 members responded to the survey. It aims to capture a baseline to evaluate the SLN's current diversity and the effectiveness of future strategies to increase the diversity of the organization.

Contact amy.halm@siblingleadership.org with comments.

ROLE

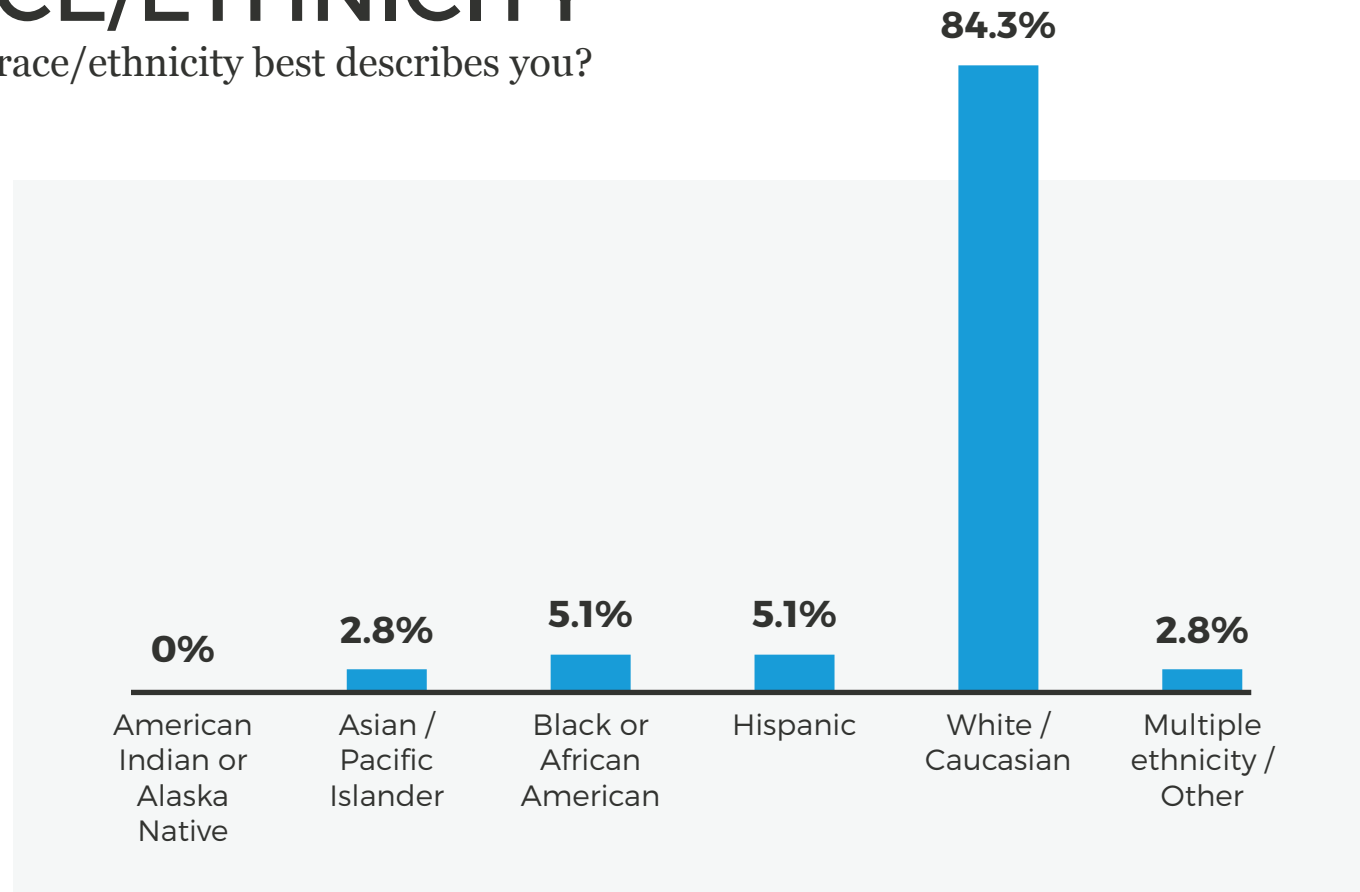
Which of the following describes you? (Respondents were asked to check all that apply.)

Response	Percent	Count
Sibling of a person with a disability	86.5%	154
Parent of a person with a disability	7.9%	14
Family member (other than sibling or parent) of a person with a disability	3.9%	7
Person with a disability/self-advocate	2.2%	4
Professional in the disability field (i.e. service provider, community organization, university professional/academic)	33.7%	60
Other (not mentioned above)	2.2%	4

Total Responses: 178

RACE/ETHNICITY

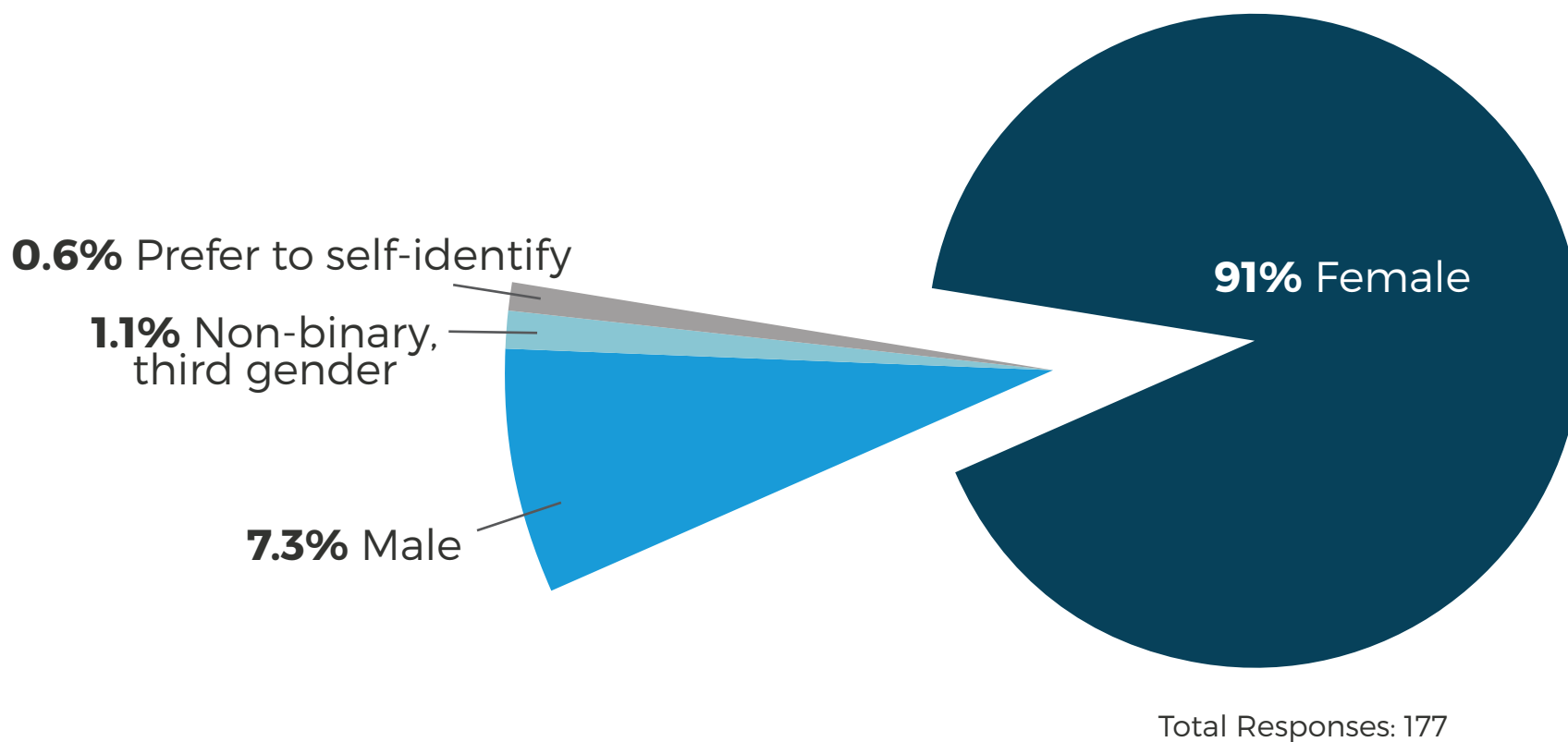
Which race/ethnicity best describes you?



Total Responses: 178

GENDER IDENTITY

How do you identify your gender?



STATUS

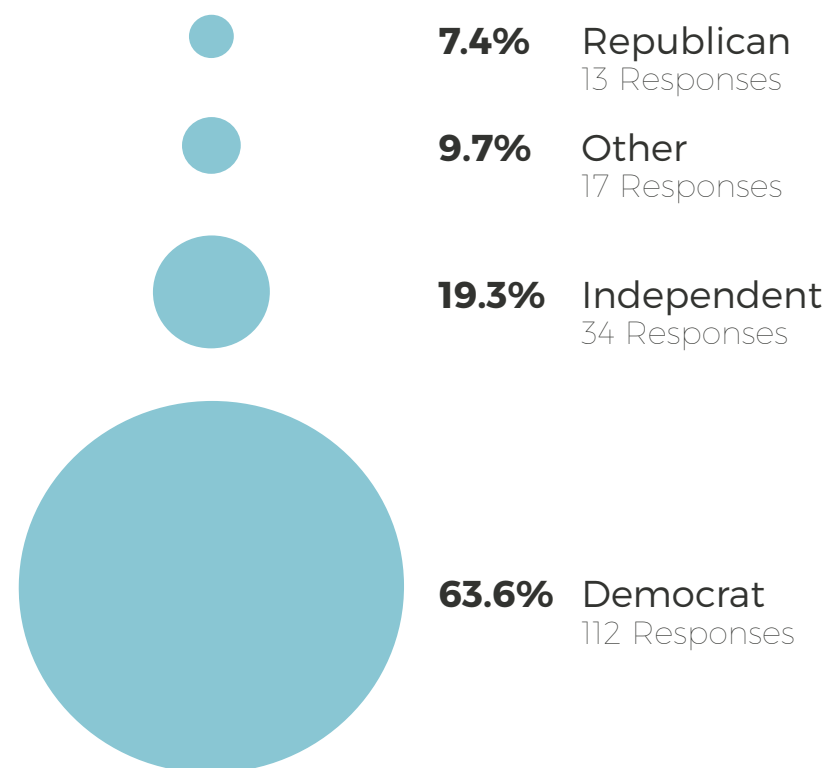
What is your socioeconomic status?

Response	Percent	Count
Lower	9.7%	17
Middle	79%	139
Upper	11.4%	20

Total Responses: 176

POLITICS

What is your political affiliation?



Total Responses: 176

SEXUAL ORIENTATION

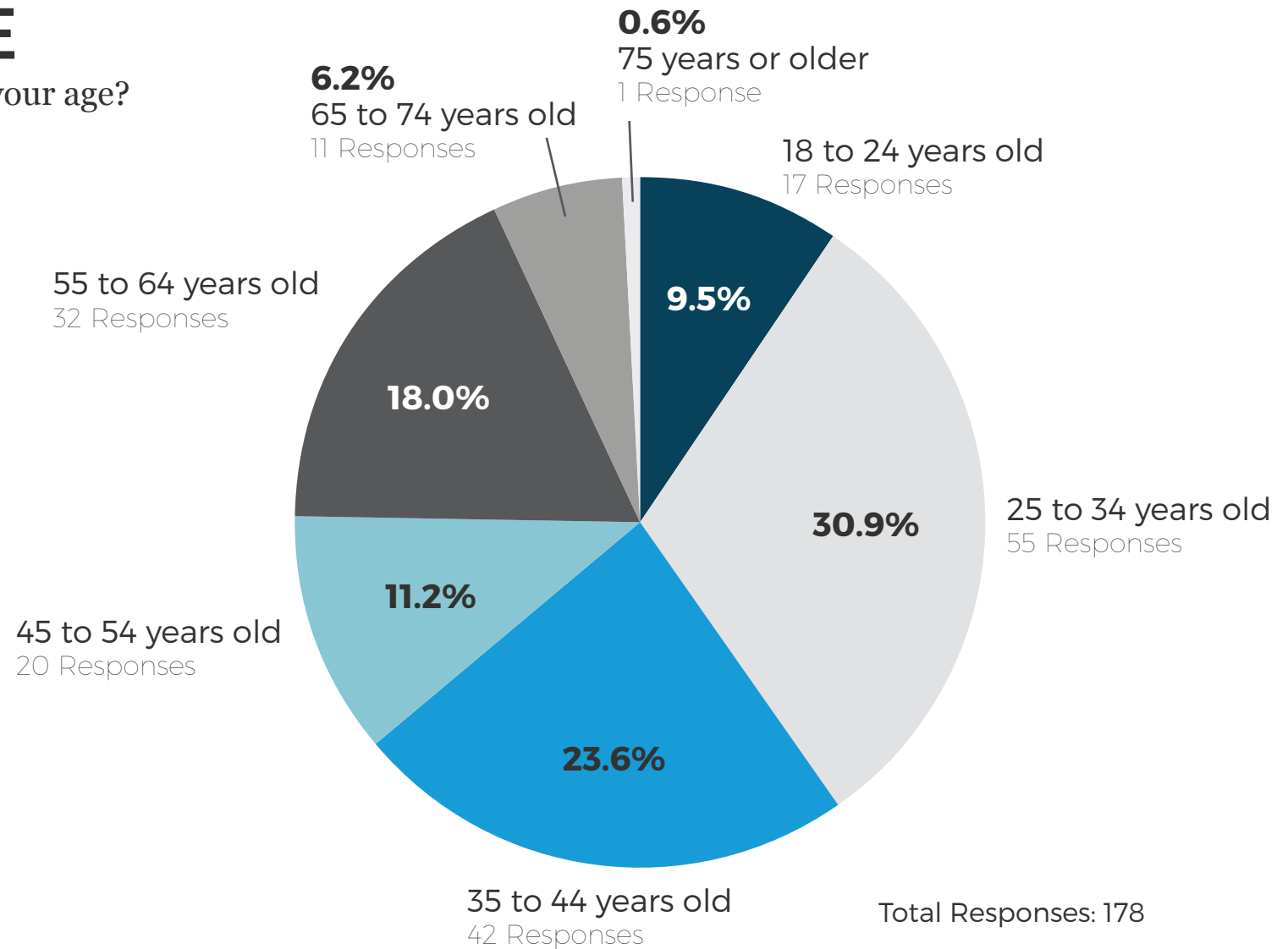
How do you identify your sexual orientation?

Response	Percent	Count
Bisexual	1.7%	3
Gay	0.6%	1
Lesbian	2.3%	4
Queer	2.9%	5
Straight	92.5%	161

Total Responses: 174

AGE

What is your age?



LANGUAGES

What language(s) do you speak other than English?

Response	Percent	Count
None	71.4%	120
American Sign Language (ASL)	4.2%	7
French	3.6%	6
Italian	1.2%	2
Japanese	1.2%	2
Korean	0.6%	1
Mandarin/Chinese	3.0%	5
Portuguese	0.6%	1
Spanish	11.3%	19
Prefer not to answer	2.4%	4

No respondents spoke Hindi or Arabic.

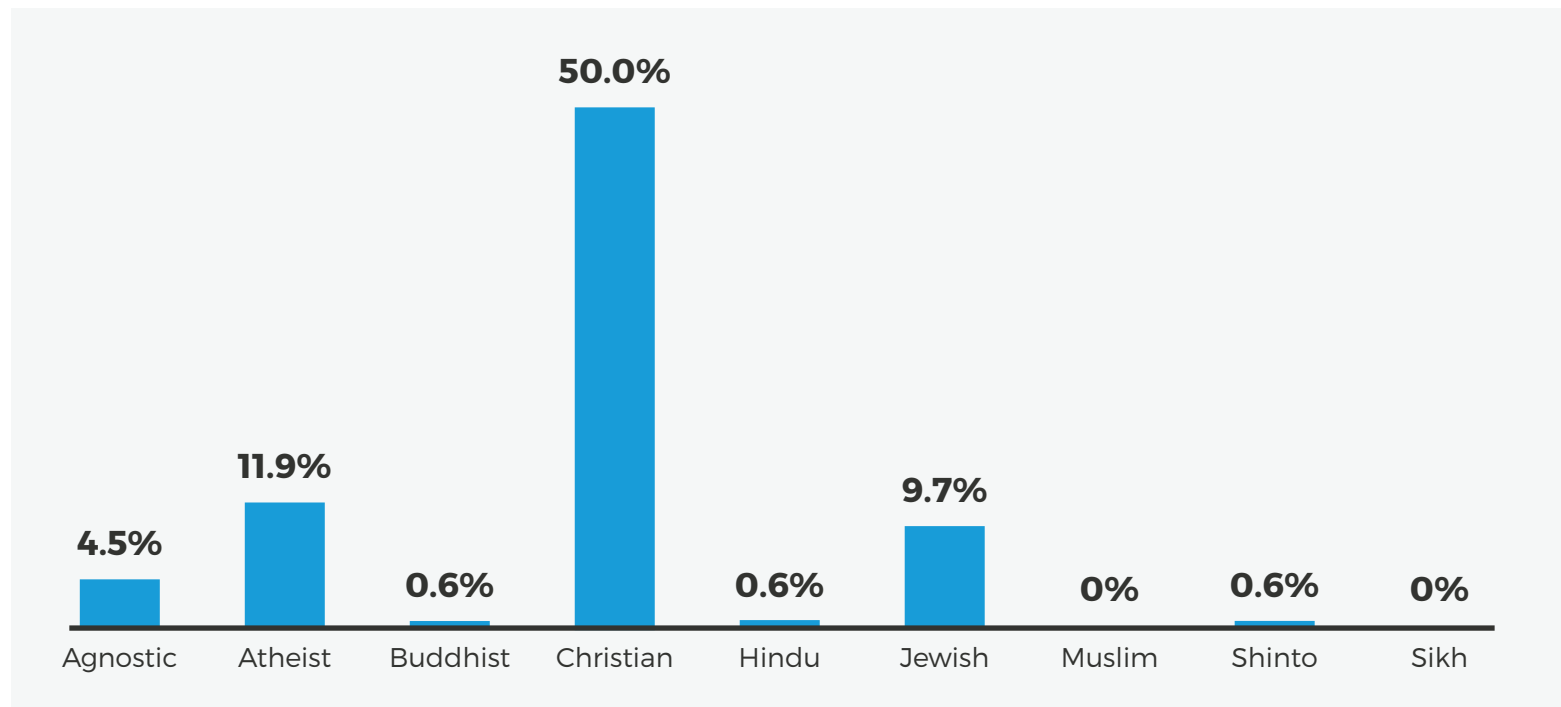
The following languages were “penciled in” by one respondent each: Yiddish, German, Hebrew.

Total Responses: 168*

*Some respondents indicated multiple languages.

RELIGIOUS AFFILIATION

What is your religious affiliation?



13.6% Prefer not to identify

8.5% Other (including Catholic, Atheist Pagan, Mormon, and Spiritual)

Total Responses: 176

CHAPTER

In which Sibling Leadership Network chapter do you belong?

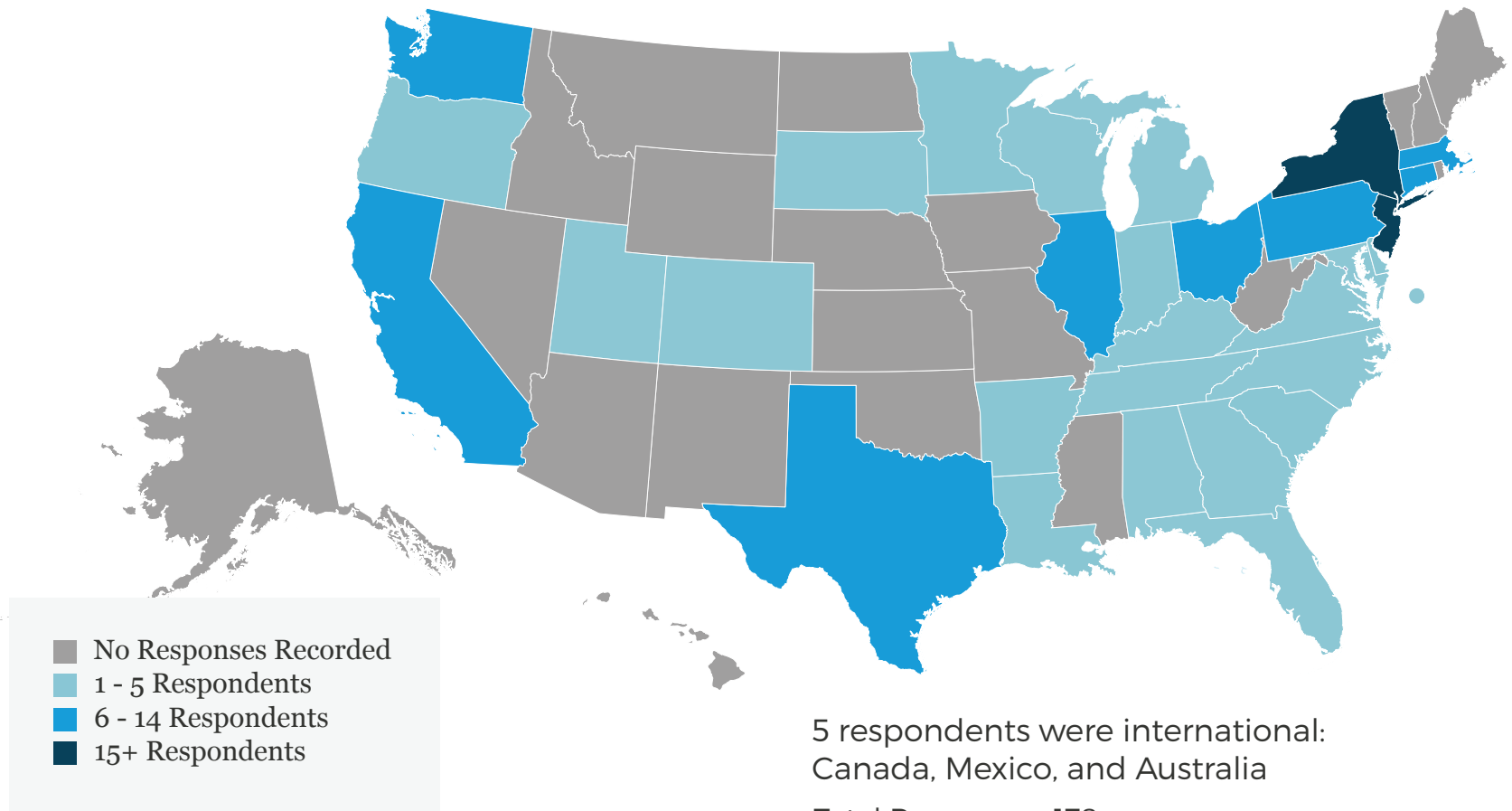
Response	Percent	Count
Alabama	1.1%	2
Arizona	0%	0
California	5.6%	10
Colorado	1.1%	2
Connecticut	5.1%	9
DC	2.8%	5
Florida	1.1%	2
Georgia	2.2%	4
Illinois	5.6%	10
Kentucky	1.1%	2
Maryland	1.7%	3
Massachusetts	2.2%	4
Michigan	2.8%	5

Response	Percent	Count
Mississippi	0%	0
North Carolina	2.2%	4
New Jersey	9.6%	17
New York	8.4%	15
Ohio	3.9%	7
Pennsylvania	2.8%	5
South Dakota	1.7%	3
Tennessee	2.2%	4
Utah	0.6%	1
Virginia	1.7%	3
Washington	4.5%	8
Wisconsin	1.7%	3
Unaffiliated	28.1%	50

Total Responses: 178

GEOGRAPHY

Respondents by state, including chapter data from page 10



Do you have suggestions for increasing diversity within the Sibling Leadership Network?

We'd love to hear them! Send your comments to amy.halm@siblingleadership.org.